




MANDOLIN RISING CONSTRUCTION GUIDEBOOK

Basements and Bathrooms





REALIZING THE FULL
POTENTIAL OF TRANSFORMING
YOUR HOME IS NOT ONLY
POSSIBLE, IT'S KEY. 

I have developed a process that will help you understand what to look for while shopping for a General Contractor. I have also included starting price points for different projects so that you know upfront what your project might cost. My hope is that you will gain another perspective and more understanding into the Home Remodeling industry.

Regardless of the phase of renovating your home that you find yourself in, I will be sharing some valuable information that will be essential in helping create an enjoyable experience.

-Torey Hughes



Laura P.

"Problem-solving and great communication ended up being a must with the unexpected surprises our old farmhouse brought..."



Roxanne S.

"It was so easy to work with [MRC]... They were professional, communicative, and very helpful in creating just what we had in mind."



Vonn K.

"The team... exhibited an exceptional attention to detail and knowledge of construction methods while working on our multi-phase renovation... The on site crew was personable and professional."





#1

How To Shop For A General Contractor

When you are considering a GC (General Contractor) for hire, ask yourself:

- Do I trust this person in my home?
- Do they me give clear and timely communication?
- Do they seem knowledgeable?
- Do they look professional?

"REAL TRUST IS BUILT ON
CHARACTER AND COMPETENCE".

-STEPHEN R. COVEY,
THE SPEED OF TRUST





#2

Old Beliefs

- Contractors take forever.
- Contractors blow the budget with "unforeseen issues"
- Contractors are untrustworthy

New Beliefs


- With a stream-lined process, we know what we are getting into before we start.
- We will have discussed possible issues before work starts.
- Our goal is to educate you and create the most enjoyable process.



#3

How To Shop For Material

For pricing material, here at Mandolin Rising you decide between two options:

1. We purchase all material or
 2. We purchase rough material (like lumber, wiring, fasteners, trim, dry wall, etc.) and you purchase finish material (vanity, tile, flooring, light fixtures, faucets, countertops).
- 

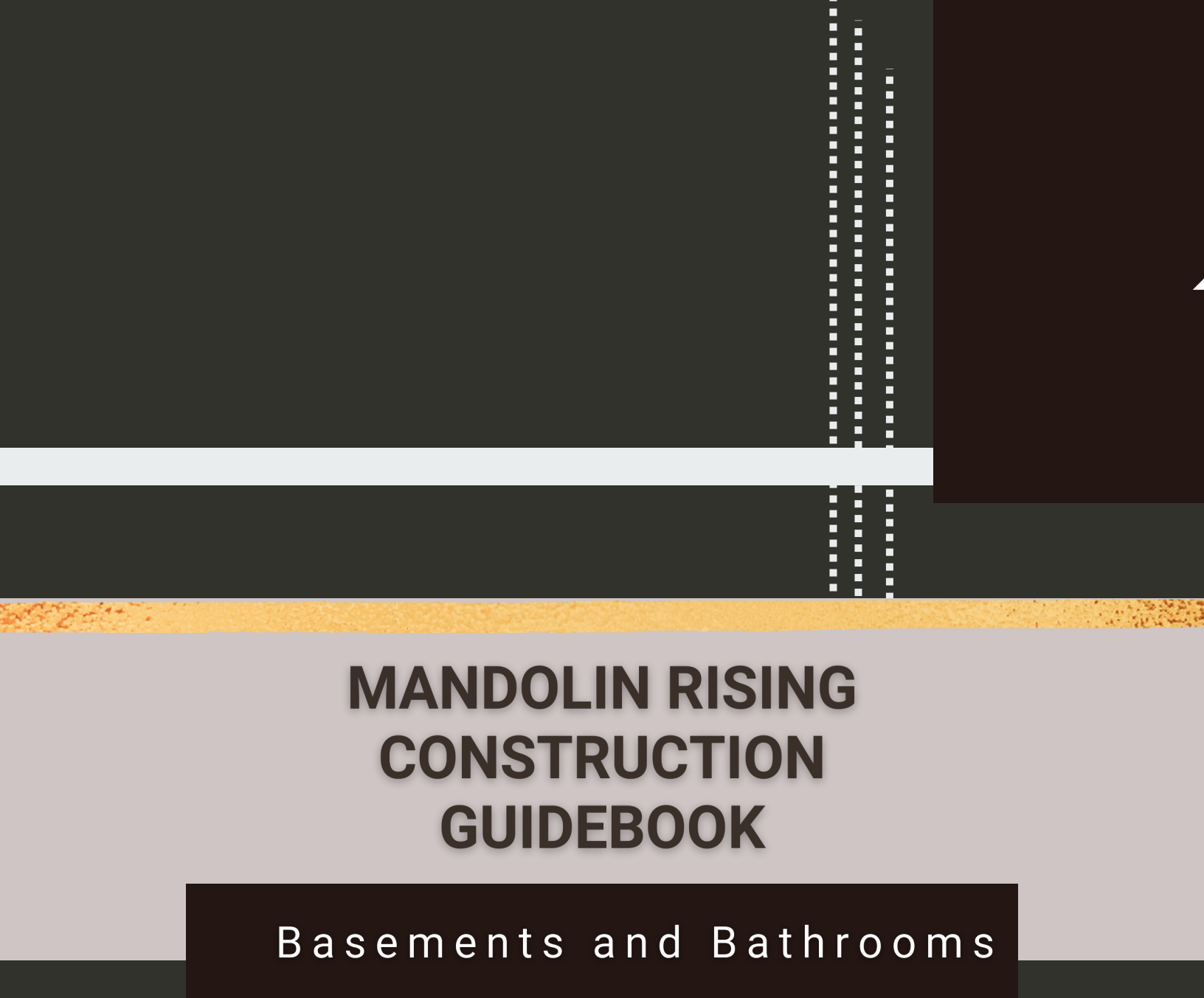
#4 Project Price Guide

Basements

- A Finished basement that does not include a bathroom or wet bar start at \$30/sq. ft.
- A finished basement the does include a bathroom and/or wet bar would start at \$45/sq. ft.

Bathrooms

- Master Bathroom remodels can range between \$15k-\$50k.
- Hall baths with a shower/tub insert start at \$6k.
- Hall baths with tile start at \$8k.
- Hall baths with custom showers start at \$11k.



**MANDOLIN RISING
CONSTRUCTION
GUIDEBOOK**

Basements and Bathrooms

Thank You For Your Time...